







OKJ, Senior Max

OKJ Entry List (4 Drivers)

No. Driver	Last Name	First Name	Nation Club	License	Equipment	Class Class 2	Scoring
15	van der Laan Taya	van der Laan Taya		14657	OTK / Vortex / Levanto	OKJ	REG
29	Mabunda Ntjiso	Mabunda Ntjiso		18266	Kart Republic / Vortex / Levanto	OKJ	REG
43	Tait Christopher	Tait Christopher		8570	Tony Kart / Vortex / Levanto	OKJ	REG
247	Goodman Roshaan	Goodman Roshaan		33868	Exprit / Rotax	Senior Max	REG





OKJ, Senior Max

OKJ Qualifying (Q) Results

Document 2

Subject to scrutineering & sporting investigations

Rnk	No.	Nation	Driver	Equipment	Laps	Time	Gap	Interv.
1	29		Mabunda Ntjiso	Kart Republic / Vortex / Levanto	9	1:07.582		
2	15		van der Laan Taya	OTK / Vortex / Levanto	9	1:08.052	0.470	0.470
3	43		Tait Christopher	Tony Kart / Vortex / Levanto	8	1:08.869	1.287	0.817
4	247		Goodman Roshaan	Exprit / Rotax	8	1:09.080	1.498	0.211

Start Time : 02/04 - 10:13:58

Best lap : No.29 Mabunda Ntjiso

1:07.582

83.63 kph

Weather : Scattered cloud Air : 20°C Track : Dry





OKJ, Senior Max

OKJ Qualifying (Q) Analysis

For information purposes. No official / regulatory value

Laps	Lap Time
No.15 van der Laan Taya	
1	1:10.596
2	1:09.305
3	1:08.613
4	1:08.549
5	1:12.766
6	1:11.848
7	1:10.925
8	1:08.052
9	1:08.336
No.29 Mabunda Ntjiso	
1	1:08.623
2	1:07.935
3	1:07.625
4	1:07.684
5	1:07.582
6	1:12.000
7	1:13.661
8	1:07.803
9	1:07.742
No.43 Tait Christopher	
1	1:11.859
2	1:09.625
3	1:09.422
4	1:09.926
5	1:09.291
6	1:10.128
7	1:09.182
8	1:08.869
No.247 Goodman Roshaan	
1	1:09.911
2	1:09.162
3	1:09.309
4	1:10.710
5	1:09.110
6	1:09.080
7	1:09.480
8	1:09.093





OKJ, Senior Max

OKJ Race 1 (R1) Results

Document 4

Subject to scrutineering & sporting investigations

Rnk	No.	Driver	Class	Nation	Laps	Gap	Interv.	Best lap	Points
1	29	Mabunda Ntjiso	OKJ		15			1:08.013	35
2	15	van der Laan Taya	OKJ		15	1.438	1.438	1:07.665	32
3	247	Goodman Roshaan	Senior Ma		15	9.897	8.459	1:08.360	35
4	43	Tait Christopher	OKJ		15	17.203	7.306	1:08.612	30

Leaders : No.29 Mabunda Ntjiso (1-15)

Start Time : 02/04 - 12:16:16

Best lap : No.15 van der Laan Taya 1:07.665 83.53 kph

Weather : Overcast Air : 21°C Track : Dry

Event Record : No.29 Mabunda Ntjiso 1:07.582 83.63 kph





OKJ, Senior Max

OKJ Race 1 (R1) Lap Chart

For information purposes. No official / regulatory value

	1	2	3	4	5	6	7
Grid	29	15	43				247
Start	29	15	43	247			
Lap 1 <small>Interval</small>	29	15 0.3	43 0.5	247 1.1			
Lap 2	29	15 0.6	43 0.9	247 0.8			
Lap 3	29	15 1.0	43 1.9	247 0.1			
Lap 4	29	15 1.0	43 2.5	247 0.3			
Lap 5	29	15 1.0	43 3.5	247 0.3			
Lap 6	29	15 1.2	247 5.2	43 0.3			
Lap 7	29	15 1.3	247 5.9	43 1.1			
Lap 8	29	15 1.4	247 6.2	43 1.6			
Lap 9	29	15 1.1	247 7.1	43 2.5			
Lap 10	29	15 1.6	247 6.9	43 3.3			
Lap 11	29	15 1.9	247 6.8	43 4.5			
Lap 12	29	15 1.7	247 7.3	43 5.2			
Lap 13	29	15 2.2	247 7.0	43 5.3			
Lap 14	29	15 2.1	247 7.5	43 6.7			
Lap 15	29	15 1.4	247 8.4	43 7.3			





OKJ, Senior Max

OKJ Race 1 (R1) Analysis

For information purposes. No official / regulatory value

Laps	Lap Time	Laps	Lap Time
No.15 van der Laan Taya		No.247 Goodman Roshaan	
1	1:11.103	1	1:09.908
2	1:09.420	2	1:09.581
3	1:09.323	3	1:09.565
4	1:08.681	4	1:09.516
5	1:08.525	5	1:09.522
6	1:08.688	6	1:10.046
7	1:08.443	7	1:09.109
8	1:08.442	8	1:08.830
9	1:08.182	9	1:09.029
10	1:08.834	10	1:08.689
11	1:08.665	11	1:08.543
12	1:07.892	12	1:08.360
13	1:08.760	13	1:08.425
14	1:07.947	14	1:08.461
15	1:07.665	15	1:08.604
No.29 Mabunda Ntjiso			
1	1:10.757		
2	1:09.160		
3	1:08.891		
4	1:08.653		
5	1:08.519		
6	1:08.546		
7	1:08.331		
8	1:08.279		
9	1:08.481		
10	1:08.425		
11	1:08.286		
12	1:08.158		
13	1:08.245		
14	1:08.013		
15	1:08.394		
No.43 Tait Christopher			
1	1:11.564		
2	1:09.808		
3	1:10.303		
4	1:09.358		
5	1:09.514		
6	1:10.691		
7	1:09.899		
8	1:09.387		
9	1:09.929		
10	1:09.472		
11	1:09.713		
12	1:09.028		
13	1:08.612		
14	1:09.861		
15	1:09.123		





OKJ, Senior Max

OKJ
Race 1 (R1)
Starting Grid

Document 3

Subject to scrutineering & sporting investigations

247	Goodman Roshaan Goodman	Exprit / Rotax		4	
				3	
43	Tait Christopher Tait	Tony Kart / Vortex / Levanto		2	
29	Mabunda Ntjiso Mabunda	Kart Republic / Vortex / Levanto		1	15 van der Laan Taya van der Laan

POLE POSITION



Start : 02/04 - 11:47 15 Laps = 23.550 km

Northern Regions Karting 2022 Rnd 2 (ZAF) 02/04/2022

Brett Spiers





OKJ, Senior Max

OKJ Race 2 (R2) Results

Document 6

Subject to scrutineering & sporting investigations

Rnk	No.	Driver	Class	Nation	Laps	Gap	Interv.	Best lap	Points
1	15	van der Laan Taya	OKJ		15			1:08.028	35
2	247	Goodman Roshaan	Senior Ma		15	11.584	11.584	1:08.851	35
3	43	Tait Christopher	OKJ		15	14.624	3.040	1:08.572	32
4	29	Mabunda Ntjiso	OKJ		14	1 Lap	1 Lap	1:08.237	30

Non finisher

Leaders : No.15 van der Laan Taya (1-15)

Start Time : 02/04 - 13:45:48

Best lap : No.15 van der Laan Taya 1:08.028 83.08 kph

Weather : Overcast Air : 21°C Track : Wet

Event Record : No.29 Mabunda Ntjiso 1:07.582 83.63 kph





OKJ, Senior Max

OKJ Race 2 (R2) Lap Chart

For information purposes. No official / regulatory value

	1	2	3	4	5	6	7
Grid	15	29	43				247
Start	15	29	43	247			
Lap 1 <small>Interval</small>	15	43 <small>1.1</small>	247 <small>1.1</small>	29 <small>1:26</small>			
Lap 2	15	247 <small>1.9</small>	43 <small>1.2</small>	29 <small>1:25</small>			
Lap 3	15	247 <small>1.6</small>	43 <small>2.0</small>	29 <small>1:24</small>			
Lap 4	15	247 <small>1.6</small>	43 <small>3.1</small>	29 <small>1:22</small>			
Lap 5	15	247 <small>2.6</small>	43 <small>2.9</small>	29 <small>1:22</small>			
Lap 6	15	247 <small>3.5</small>	43 <small>3.4</small>	29 <small>1:20</small>			
Lap 7	15	247 <small>4.4</small>	43 <small>3.3</small>	29 <small>1:20</small>			
Lap 8	15	247 <small>5.2</small>	43 <small>3.1</small>	29 <small>1:19</small>			
Lap 9	15	247 <small>6.2</small>	43 <small>2.9</small>	29 <small>1:18</small>			
Lap 10	15	247 <small>7.3</small>	43 <small>2.1</small>	29 <small>1:18</small>			
Lap 11	15	247 <small>8.1</small>	43 <small>2.3</small>	29 <small>1:18</small>			
Lap 12	15	247 <small>8.8</small>	43 <small>2.6</small>	29 <small>1:17</small>			
Lap 13	15	247 <small>10.0</small>	43 <small>2.6</small>	29 <small>1:15</small>			
Lap 14	15	247 <small>10.7</small>	43 <small>3.0</small>	29 <small>1:14</small>			
Lap 15	15	247 <small>11.5</small>	43 <small>3.0</small>				





OKJ, Senior Max

OKJ Race 2 (R2) Analysis

For information purposes. No official / regulatory value

Laps	Lap Time	Laps	Lap Time
No.15 van der Laan Taya		No.247 Goodman Roshaan	
1	1:11.745	1	1:10.267
2	1:10.353	2	1:10.086
3	1:10.288	3	1:09.933
4	1:09.387	4	1:09.384
5	1:08.827	5	1:09.854
6	1:08.439	6	1:09.365
7	1:08.747	7	1:09.568
8	1:08.453	8	1:09.319
9	1:08.248	9	1:09.268
10	1:08.269	10	1:09.288
11	1:08.028	11	1:08.892
12	1:08.427	12	1:09.101
13	1:08.312	13	1:09.466
14	1:08.245	14	1:09.007
15	1:08.037	15	1:08.851
No.29 Mabunda Ntjiso			
1	2:40.507		
2	1:10.252		
3	1:09.392		
4	1:09.283		
5	1:08.840		
6	1:08.629		
7	1:08.696		
8	1:08.270		
9	1:08.437		
10	1:08.464		
11	1:08.549		
12	1:08.385		
13	1:08.331		
14	1:08.237		
No.43 Tait Christopher			
1	1:12.827		
2	1:12.408		
3	1:10.812		
4	1:10.489		
5	1:09.620		
6	1:09.872		
7	1:09.447		
8	1:09.089		
9	1:09.062		
10	1:08.572		
11	1:09.011		
12	1:09.443		
13	1:09.484		
14	1:09.376		
15	1:08.845		





MSA KARTING NORTHERN REGIONS REGIONAL CHAMPIONSHIP

02 APRIL 2022 | ROUND 2 | FORMULA-K | BENONI



OKJ, Senior Max


OKJ
Race 2 (R2)
Starting Grid

Document 5

Subject to scrutineering & sporting investigations

247	Goodman Roshaan Goodman	Exprit / Rotax		4	
				3	
43	Tait Christopher Tait	Tony Kart / Vortex / Levanto		2	
15	van der Laan Taya van der Laan	OTK / Vortex / Levanto		1	29 Mabunda Ntjiso Mabunda

POLE POSITION



Start : 02/04 - 13:14 15 Laps = 23.550 km

Northern Regions Karting 2022 Rnd 2 (ZAF) 02/04/2022

Brett Spiers

Page 1 / 1

Apex Timing GoRacing





OKJ, Senior Max

OKJ Race 3 (R3) Results

Document 8

Subject to scrutineering & sporting investigations

Rnk	No.	Driver	Class	Nation	Laps	Gap	Interv.	Best lap	Points
1	15	van der Laan Taya	OKJ		15			1:07.326	35
2	29	Mabunda Ntjiso	OKJ		15	8.481	8.481	1:07.636	32
3	43	Tait Christopher	OKJ		15	23.118	14.637	1:08.621	30
4	247	Goodman Roshaan	Senior Ma		15	28.521	5.403	1:07.972	35

Non finisher

Leaders : No.15 van der Laan Taya (1-15)

Start Time : 02/04 - 15:13:56

Best lap : No.15 van der Laan Taya 1:07.326 83.95 kph

Weather : Overcast Air : 18°C Track : Drying

Previous Event Record : No.29 Mabunda Ntjiso 1:07.582 83.63 kph





OKJ, Senior Max

OKJ Race 3 (R3) Lap Chart

For information purposes. No official / regulatory value

	1	2	3	4	5	6	7
Grid	15	29	43				247
Start	15	29	43	247			
Lap 1 <small>Interval</small>	15	29 1.5	247 0.5	43 0.7			
Lap 2	15	29 1.8	247 0.3	43 2.2			
Lap 3	15	29 2.2	247 0.3	43 2.8			
Lap 4	15	29 2.2	247 0.4	43 4.2			
Lap 5	15	29 2.3	247 0.8	43 5.1			
Lap 6	15	29 2.3	247 1.5	43 6.2			
Lap 7	15	29 2.6	247 2.5	43 6.3			
Lap 8	15	29 3.7	247 2.9	43 6.5			
Lap 9	15	29 4.2	247 3.4	43 7.3			
Lap 10	15	29 4.7	247 4.4	43 7.0			
Lap 11	15	29 5.1	247 5.1	43 7.0			
Lap 12	15	29 5.9	247 5.3	43 7.4			
Lap 13	15	29 6.9	247 5.6	43 7.1			
Lap 14	15	29 7.7	247 11.1	43 3.0			
Lap 15	15	29 8.4	43 14.6	247 5.4			





OKJ, Senior Max

OKJ Race 3 (R3) Analysis

For information purposes. No official / regulatory value

Laps	Lap Time	Laps	Lap Time
No.15 van der Laan Taya		No.247 Goodman Roshaan	
1	1:10.102	1	1:10.117
2	1:08.319	2	1:08.477
3	1:08.176	3	1:08.525
4	1:07.883	4	1:07.972
5	1:07.653	5	1:08.228
6	1:07.655	6	1:08.316
7	1:07.626	7	1:08.902
8	1:07.326	8	1:08.891
9	1:07.407	9	1:08.434
10	1:07.534	10	1:08.935
11	1:07.425	11	1:08.627
12	1:07.631	12	1:08.544
13	1:07.605	13	1:08.951
14	1:07.530	14	1:13.826
15	1:07.515	15	1:17.103
No.29 Mabunda Ntjiso			
1	1:11.598		
2	1:08.632		
3	1:08.573		
4	1:07.890		
5	1:07.810		
6	1:07.636		
7	1:07.875		
8	1:08.461		
9	1:07.940		
10	1:07.945		
11	1:07.905		
12	1:08.423		
13	1:08.585		
14	1:08.368		
15	1:08.202		
No.43 Tait Christopher			
1	1:12.825		
2	1:09.984		
3	1:09.184		
4	1:09.285		
5	1:09.226		
6	1:09.399		
7	1:08.945		
8	1:09.109		
9	1:09.217		
10	1:08.628		
11	1:08.687		
12	1:08.942		
13	1:08.653		
14	1:09.727		
15	1:08.621		





MSA KARTING NORTHERN REGIONS REGIONAL CHAMPIONSHIP

02 APRIL 2022 | ROUND 2 | FORMULA-K | BENONI



OKJ, Senior Max

OKJ
Race 3 (R3)
Starting Grid

Document 7

Subject to scrutineering & sporting investigations

247	Goodman Roshaan Goodman	Exprit / Rotax		4	
				3	
43	Tait Christopher Tait	Tony Kart / Vortex / Levanto		2	
15	van der Laan Taya van der Laan	OTK / Vortex / Levanto		1	29 Mabunda Ntjiso Mabunda

POLE POSITION



Start : 02/04 - 15:03 15 Laps = 23.550 km

Northern Regions Karting 2022 Rnd 2 (ZAF) 02/04/2022

Brett Spiers

Page 1 / 1

Apex Timing GoRacing





OKJ, Senior Max

OKJ Best Racing Lap Results

Subject to scrutineering & sporting investigations

Rnk	No.	Driver	Nation	R1	R2	R3	Time	Gap	Laps
1	15	van der Laan Taya		1:07.665	1:08.028	1:07.326	1:07.326		45
2	29	Mabunda Ntjiso		1:08.013	1:08.237	1:07.636	1:07.636	0.310	44
3	247	Goodman Roshaan		1:08.360	1:08.851	1:07.972	1:07.972	0.646	45
4	43	Tait Christopher		1:08.612	1:08.572	1:08.621	1:08.572	1.246	45





OKJ, Senior Max

OKJ OKJ Overall Result Results

Document 9

Subject to scrutineering & sporting investigations

Rnk	No.	Driver	Class	License	Nation	Equipment	R1	R2	R3	Points
1	15	van der Laan Taya	OKJ	14657		OTK / Vortex / Levanto	32	35	35	102
2	29	Mabunda Ntjiso	OKJ	18266		Kart Republic / Vortex / Levanto	35	30	32	97
3	43	Tait Christopher	OKJ	8570		Tony Kart / Vortex / Levanto	30	32	30	92





OKJ, Senior Max

OKJ Senior Max Overall Result Results

Document 10

Subject to scrutineering & sporting investigations

Rnk	No.	Driver	Class	License	Nation	Equipment	R1	R2	R3	Points
1	247	Goodman Roshaan	Senior Max	33868		Exprit / Rotax	35	35	35	105

