










OKJ, Senior Max

OKJ Entry List (7 Drivers)

No. Driver	Last Name	First Name	Nation Club	License	Equipment	Class Class 2	Scoring
15	van der Laan Taya	van der Laan Taya	 VKC	14657	OTK / Vortex / Levanto	OKJ	
23	Mabunda Mahlari	Mabunda Mahlari	 VKC	18263	Kart Republic / Vortex / Levanto	OKJ	
29	Mabunda Ntiyiso	Mabunda Ntiyiso	 VKC	18266	Kart Republic / Vortex / Levanto	OKJ	
37	Boshoff Wian	Boshoff Wian	 VKC	99971228	/ Vortex / Levanto	OKJ	
58	Swartz Kent	Swartz Kent	 ZKC	34139	Parolin / Vortex / Levanto	OKJ	
68	Ensor-Smith KC	Ensor-Smith KC	 VKC	2917	Lando Norris / Vortex / Levanto	OKJ	
279	Kajee Moosa	Kajee Moosa	 VKC	13645	Parolin / Rotax / Levanto	ior	





OKJ, Senior Max

OKJ
Qualifying (Q)
Results

Document 2.1

Subject to scrutineering & sporting investigations

Rnk	No.	Nation	Driver	Equipment	Laps	Time	Gap	Interv.
1	68		Ensor-Smith KC	Lando Norris / Vortex / Levanto	12	47.080		
2	37		Boshoff Wian	/ Vortex / Levanto	12	47.336	0.256	0.256
3	23		Mabunda Mahlari	Kart Republic / Vortex / Levanto	12	47.374	0.294	0.038
4	15		van der Laan Taya	OTK / Vortex / Levanto	12	47.499	0.419	0.125
5	58		Swartz Kent	Parolin / Vortex / Levanto	12	48.506	1.426	1.007
6	29		Mabunda Ntiyiso	Kart Republic / Vortex / Levanto	5	50.258	3.178	1.752

No.37 Boshoff Wian : Underweight - excluded

No.29 Mabunda Ntiyiso : Nose cone infringement in Qualifying - Best lap time invalidated

Not Classified

	279		Kajee Moosa	Parolin / Rotax / Levanto		DSQ		
--	-----	--	-------------	---------------------------	--	-----	--	--

No.279 Kajee Moosa : Underweight - excluded

Start Time : 07/05 - 10:12:42

Best lap : No.68 Ensor-Smith KC

47.080 120.05 kph

Weather : Sunny Air : 17°C Track : Dry

Northern Regions Karting 2022 Rnd 3 (ZAF) 07/05/2022

Page 1 / 1

Brett Spiers

Apex Timing GoRacing



OKJ, Senior Max

OKJ Qualifying (Q) Analysis

For information purposes. No official / regulatory value

Laps	Lap Time	Laps	Lap Time
No.15 van der Laan Taya		4	49.321
1	54.993	5	49.066
2	49.323	6	48.838
3	48.776	7	48.557
4	47.878	8	49.399
5	47.986	9	48.760
6	47.611	10	48.533
7	47.970	11	48.664
8	47.543	12	48.506
9	47.580	No.68 Ensor-Smith KC	
10	47.629	1	51.185
11	47.499	2	48.664
12	48.139	3	47.988
No.23 Mabunda Mahlari		4	47.550
1	55.243	5	47.522
2	50.334	6	47.352
3	52.886	7	47.415
4	48.788	8	47.295
5	47.896	9	47.406
6	47.826	10	47.395
7	47.663	11	47.080
8	47.578	12	47.296
9	47.617	No.279 Kajee Moosa	
10	47.588	1	51.091
11	47.374	2	49.078
12	47.504	3	48.529
No.29 Mabunda Ntiyiso		4	48.719
1	55.362	5	48.643
2	51.196	6	48.649
3	51.298	7	49.142
4	50.258	8	48.536
5	50.227	9	48.341
No.37 Boshoff Wian		10	48.168
1	53.013	11	48.501
2	49.166		
3	48.523		
4	48.014		
5	48.244		
6	47.841		
7	47.546		
8	47.386		
9	47.502		
10	47.336		
11	47.401		
12	47.432		
No.58 Swartz Kent			
1	53.337		
2	50.512		
3	49.876		



OKJ, Senior Max

OKJ Race 1 (R1) Results

Document 4.1

Subject to scrutineering & sporting investigations

Rnk	No.	Driver	Class	Nation	Laps	Gap	Interv.	Best lap	Penalty	Points
1	68	Ensor-Smith KC	OKJ		15			47.256		35
2	23	Mabunda Mahlari	OKJ		15	5.584	5.584	47.576		32
3	279	Kajee Moosa	Senior Max		15	35.078	29.494	48.118		35
4	15	van der Laan Taya	OKJ		12	3 Laps	3 Laps	47.555		30
5	29	Mabunda Ntiyiso	OKJ		10	5 Laps	2 Laps	47.690	+5.000	29

No.29 Mabunda Ntiyiso : Nose cone infringement

Non finisher

	58	Swartz Kent	OKJ		9	6 Laps	1 Lap	48.444	-4 Pts	24
	37	Boshoff Wian	OKJ		7	8 Laps	2 Laps	47.850	-3 Pts	24

Leaders : No.68 Ensor-Smith KC (1-15)

Start Time : 07/05 - 11:46:27

Weather : Sunny Air : 19°C Track : Dry

Best lap : No.68 Ensor-Smith KC 47.256 119.60 kph

Event Record : No.68 Ensor-Smith KC 47.080 120.05 kph





OKJ, Senior Max

OKJ Race 1 (R1) Lap Chart

For information purposes. No official / regulatory value

	1	2	3	4	5	6	7	8	9
Grid	68	37	23	15	58	29			279
Start	68	37	15	23	58	29	279		
Lap 1 <small>Interval</small>	68	37 1.0	23 0.7	279 14.7	15 2.31	29 1.49	58 33.3		
Lap 2	68	37 0.8	23 1.5	279 14.4	15 2.30	29 1.50	58 34.6		
Lap 3	68	37 0.9	23 1.8	279 14.8	15 2.29	29 1.49	58 36.7		
Lap 4	68	37 0.9	23 1.7	279 15.9	15 2.27	29 1.49	58 38.0		
Lap 5	68	37 0.9	23 1.8	279 16.9	15 2.27	29 1.49	58 39.4		
Lap 6	68	37 1.1	23 1.8	279 17.7	15 2.27	29 1.47	58 40.5		
Lap 7	68	37 1.2	23 1.7	279 19.0	15 2.26	29 1.47	58 41.5		
Lap 8	68	23 3.2	279 21.0	15 2.24	29 1.47	58 42.8			
Lap 9	68	23 3.6	279 25.4	15 2.19	29 1.47	58 43.5			
Lap 10	68	23 3.9	279 26.1	15 2.18	29 1.48				
Lap 11	68	23 4.3	279 26.7	15 2.17					
Lap 12	68	23 4.6	279 27.0	15 2.17					
Lap 13	68	23 4.9	279 27.9						
Lap 14	68	23 5.2	279 28.8						
Lap 15	68	23 5.5	279 29.4						



OKJ, Senior Max

OKJ Race 1 (R1) Analysis

For information purposes. No official / regulatory value

Laps	Lap Time	Laps	Lap Time
No.15 van der Laan Taya		No.58 Swartz Kent	
1	3:38.245	1	6:01.259
2	48.713	2	50.202
3	48.424	3	50.182
4	47.927	4	49.529
5	48.508	5	49.101
6	49.075	6	48.807
7	47.798	7	48.756
8	47.696	8	48.960
9	47.828	9	48.444
10	47.567	No.68 Ensor-Smith KC	
11	47.566	1	50.737
12	47.555	2	49.191
No.23 Mabunda Mahlori		3	48.701
1	52.257	4	48.365
2	49.925	5	48.059
3	49.038	6	47.771
4	48.295	7	47.709
5	48.130	8	47.483
6	47.920	9	47.598
7	47.709	10	47.510
8	47.818	11	47.461
9	47.956	12	47.668
10	47.821	13	47.269
11	47.889	14	47.256
12	47.886	15	47.395
13	47.606	No.279 Kajee Moosa	
14	47.576	1	52.375
15	47.708	2	49.638
No.29 Mabunda Ntiyiso		3	49.446
1	5:27.799	4	49.360
2	48.914	5	49.140
3	48.153	6	48.765
4	48.142	7	48.932
5	47.740	8	49.882
6	47.690	9	52.305
7	47.755	10	48.577
8	47.711	11	48.469
9	47.734	12	48.118
10	47.944	13	48.521
No.37 Boshoff Wian		14	48.470
1	51.721	15	48.393
2	49.042		
3	48.756		
4	48.391		
5	48.091		
6	47.891		
7	47.850		



OKJ, Senior Max

OKJ Race 1 (R1) Starting Grid

Document 3.1

Subject to scrutineering & sporting investigations

279	Kajee Moosa Kajee	Parolin / Rotax / Levanto		5	
				4	
58	Swartz Kent Swartz	Parolin / Vortex / Levanto		3	29 Mabunda Ntiyiso Mabunda
23	Mabunda Mahlori Mabunda	Kart Republic / Vortex / Levanto		2	15 van der Laan Taya van der Laan
68	Ensor-Smith KC Ensor-Smith	Lando Norris / Vortex / Levanto		1	37 Boshoff Wian Boshoff

POLE POSITION



Start : 07/05 - 12:03 15 Laps = 23.550 km

Northern Regions Karting 2022 Rnd 3 (ZAF) 07/05/2022

Brett Spiers





OKJ, Senior Max

OKJ Race 2 (R2) Results

Document 6

Subject to scrutineering & sporting investigations

Rnk	No.	Driver	Class	Nation	Laps	Gap	Interv.	Best lap	Penalty	Points
1	68	Ensor-Smith KC	OKJ		15			47.228		35
2	15	van der Laan Taya	OKJ		15	1.265	1.265	47.382		32
3	23	Mabunda Mahlori	OKJ		15	3.723	2.458	47.476		30
4	29	Mabunda Ntiyiso	OKJ		15	7.173	3.450	47.752		29
5	58	Swartz Kent	OKJ		15	18.415	11.242	48.295		28
6	279	Kajee Moosa	Senior Max		15	20.834	2.419	48.305		35
Non finisher										
Not Classified										
	37	Boshoff Wian	OKJ		7	Retired		47.941	+23 Pts	23

Leaders : No.68 Ensor-Smith KC (1-15)

Start Time : 07/05 - 14:13:57

Best lap : No.68 Ensor-Smith KC 47.228 119.67 kph

Weather : Sunny Air : 22°C Track : Dry

Event Record : No.68 Ensor-Smith KC 47.080 120.05 kph





OKJ, Senior Max

OKJ Race 2 (R2) Lap Chart

For information purposes. No official / regulatory value

	1	2	3	4	5	6	7	8	9
Grid	68	15	23	29	37	58			279
Start	68	15	23	29	37	58	279		
Lap 1 Interval	68	15 0.1	23 0.6	37 0.4	29 0.4	58 0.2	279 5.9		
Lap 2	68	15 0.2	23 0.7	37 0.2	29 0.3	58 0.8	279 5.8		
Lap 3	68	15 0.2	23 0.7	37 0.2	29 0.3	58 1.5	279 5.5		
Lap 4	68	15 0.3	23 0.9	37 0.2	29 0.4	58 2.4	279 5.2		
Lap 5	68	15 0.3	23 1.0	37 0.2	29 0.4	58 3.2	279 5.0		
Lap 6	68	15 0.5	23 1.0	37 0.5	29 0.4	58 4.1	279 4.7		
Lap 7	68	15 0.6	23 1.2	37 0.4	29 0.3	58 5.4	279 3.8		
Lap 8	68	15 0.3	23 1.3	29 1.0	58 6.9	279 2.9			
Lap 9	68	15 0.3	23 1.5	29 1.0	58 8.0	279 2.6			
Lap 10	68	15 0.5	23 1.7	29 1.2	58 8.7	279 2.8			
Lap 11	68	15 0.6	23 1.8	29 1.4	58 9.3	279 3.0			
Lap 12	68	15 0.8	23 1.8	29 1.9	58 9.8	279 2.8			
Lap 13	68	15 0.9	23 2.0	29 2.5	58 10.3	279 2.7			
Lap 14	68	15 1.2	23 2.1	29 3.1	58 10.9	279 2.5			
Lap 15	68	15 1.2	23 2.4	29 3.4	58 11.2	279 2.4			





OKJ, Senior Max

OKJ Race 2 (R2) Analysis

For information purposes. No official / regulatory value

Laps	Lap Time	Laps	Lap Time	Laps	Lap Time
No.15 van der Laan Taya		No.37 Boshoff Wian		9	
1	51.578	1	52.347	10	48.672
2	48.981	2	48.924	11	48.501
3	48.396	3	48.503	12	48.371
4	48.039	4	48.153	13	48.590
5	47.847	5	47.959	14	48.482
6	47.642	6	47.941	15	48.329
7	47.882	7	48.014		
8	47.489	No.58 Swartz Kent			
9	47.624	1	52.963		
10	47.461	2	49.470		
11	47.424	3	49.192		
12	47.520	4	49.095		
13	47.382	5	48.699		
14	47.499	6	48.976		
15	47.442	7	49.214		
No.23 Mabunda Mahlori		8	49.359		
1	52.056	9	48.854		
2	49.097	10	48.552		
3	48.473	11	48.295		
4	48.156	12	48.542		
5	48.008	13	48.649		
6	47.663	14	48.753		
7	48.018	15	48.424		
8	47.652	No.68 Ensor-Smith KC			
9	47.805	1	51.423		
10	47.595	2	48.905		
11	47.571	3	48.408		
12	47.476	4	47.957		
13	47.594	5	47.780		
14	47.576	6	47.514		
15	47.800	7	47.769		
No.29 Mabunda Ntiyiso		8	47.816		
1	52.822	9	47.606		
2	48.866	10	47.260		
3	48.532	11	47.344		
4	48.219	12	47.278		
5	47.909	13	47.296		
6	47.979	14	47.228		
7	47.959	15	47.378		
8	47.864	No.279 Kajee Moosa			
9	47.775	1	50.212		
10	47.805	2	49.293		
11	47.752	3	48.976		
12	47.983	4	48.773		
13	48.191	5	48.509		
14	48.177	6	48.683		
15	48.092	7	48.305		
		8	48.417		





OKJ, Senior Max

OKJ Race 2 (R2) Starting Grid

Document 5

Subject to scrutineering & sporting investigations

279	Kajee Moosa Kajee	Parolin / Rotax / Levanto		5	
				4	
37	Boshoff Wian Boshoff	/ Vortex / Levanto		3	58 Swartz Kent Swartz
					Parolin / Vortex / Levanto
23	Mabunda Mahlori Mabunda	Kart Republic / Vortex / Levanto		2	29 Mabunda Ntiyiso Mabunda
					Kart Republic / Vortex / Levanto
68	Ensor-Smith KC Ensor-Smith	Lando Norris / Vortex / Levanto		1	15 van der Laan Taya van der Laan
					OTK / Vortex / Levanto

POLE POSITION



Start : 07/05 - 14:18 15 Laps = 23.550 km

Northern Regions Karting 2022 Rnd 3 (ZAF) 07/05/2022

Brett Spiers





OKJ, Senior Max

OKJ Race 3 (R3) Results

Document 8

Subject to scrutineering & sporting investigations

Rnk	No.	Driver	Class	Nation	Laps	Gap	Interv.	Best lap	Points
1	68	Ensor-Smith KC	OKJ		15			47.317	35
2	15	van der Laan Taya	OKJ		15	6.270	6.270	47.437	32
3	23	Mabunda Mahlori	OKJ		15	6.744	0.474	47.468	30
4	37	Boshoff Wian	OKJ		15	7.151	0.407	47.603	29
5	29	Mabunda Ntiyiso	OKJ		15	7.884	0.733	47.819	28
6	279	Kajee Moosa	Senior Max		15	15.482	7.598	48.149	35
7	58	Swartz Kent	OKJ		15	17.887	2.405	48.312	27

Non finisher

Leaders : No.68 Ensor-Smith KC (1-2) / No.15 van der Laan Taya (3-3) / No.68 Ensor-Smith KC (4-15)

Start Time : 07/05 - 15:38:23

Best lap : No.68 Ensor-Smith KC 47.317 119.45 kph

Weather : Sunny Air : 23°C Track : Dry

Event Record : No.68 Ensor-Smith KC 47.080 120.05 kph





OKJ, Senior Max

OKJ Race 3 (R3) Lap Chart

For information purposes. No official / regulatory value

	1	2	3	4	5	6	7	8	9
Grid	68	15	23	29	37	58			279
Start	68	15	23	29	37	58	279		
Lap 1 Interval	68	15 0.3	29 1.1	37 0.6	23 0.1	58 0.3	279 3.9		
Lap 2	68	15 0.1	29 0.7	37 1.0	23 0.4	58 0.8	279 3.1		
Lap 3	15	68 0.1	29 0.5	37 0.9	23 0.3	58 2.5	279 2.2		
Lap 4	68	15 0.0	29 0.1	37 0.4	23 0.4	58 4.2	279 1.2		
Lap 5	68	29 0.3	15 1.5	23 0.2	37 2.2	58 2.0	279 0.6		
Lap 6	68	29 0.5	15 1.7	23 0.2	37 2.1	58 2.8	279 0.2		
Lap 7	68	29 0.8	15 1.4	23 0.3	37 2.4	279 3.5	58 0.4		
Lap 8	68	29 1.2	15 1.0	23 0.2	37 2.6	279 4.1	58 0.9		
Lap 9	68	29 1.4	15 0.6	23 0.4	37 2.8	279 4.4	58 1.5		
Lap 10	68	29 2.1	15 0.0	23 0.4	37 3.3	279 4.8	58 1.9		
Lap 11	68	29 3.9	15 0.1	23 0.1	37 2.0	279 5.4	58 2.0		
Lap 12	68	15 5.5	23 0.0	29 0.0	37 1.0	279 5.9	58 2.3		
Lap 13	68	15 6.4	23 0.3	37 0.3	29 0.2	279 6.3	58 2.6		
Lap 14	68	15 6.2	23 0.4	37 0.3	29 0.5	279 6.6	58 2.8		
Lap 15	68	15 6.2	23 0.4	37 0.4	29 0.7	279 7.5	58 2.4		





OKJ, Senior Max

OKJ Race 3 (R3) Analysis

For information purposes. No official / regulatory value

Laps	Lap Time	Laps	Lap Time	Laps	Lap Time
No.15 van der Laan Taya		No.37 Boshoff Wian		No.279 Kajee Moosa	
1	51.094	1	52.710	1	50.436
2	49.110	2	49.114	2	49.128
3	48.558	3	48.339	3	49.072
4	49.030	4	47.989	4	48.693
5	49.834	5	51.812	5	48.668
6	48.225	6	48.099	6	48.457
7	47.724	7	48.012	7	48.498
8	47.636	8	47.844	8	48.409
9	47.437	9	47.890	9	48.149
10	47.517	10	47.876	10	48.319
11	49.366	11	47.754	11	48.397
12	48.696	12	47.768	12	48.193
13	48.314	13	47.845	13	48.528
14	47.610	14	47.748	14	48.329
15	47.582	15	47.603	15	48.754
No.23 Mabunda Mahlori		No.58 Swartz Kent			
1	52.952	1	53.010		
2	49.462	2	49.996		
3	48.199	3	49.887		
4	48.103	4	49.767		
5	49.061	5	49.184		
6	48.223	6	48.922		
7	47.772	7	49.142		
8	47.629	8	48.896		
9	47.623	9	48.758		
10	47.468	10	48.789		
11	49.038	11	48.505		
12	48.667	12	48.499		
13	48.594	13	48.759		
14	47.745	14	48.551		
15	47.567	15	48.312		
No.29 Mabunda Ntiyiso		No.68 Ensor-Smith KC			
1	52.095	1	50.874		
2	48.741	2	49.304		
3	48.393	3	48.822		
4	48.556	4	48.834		
5	48.146	5	48.040		
6	47.990	6	47.804		
7	48.081	7	47.745		
8	47.999	8	47.610		
9	47.882	9	47.660		
10	48.030	10	47.369		
11	49.320	11	47.457		
12	48.963	12	47.317		
13	49.192	13	47.425		
14	47.983	14	47.746		
15	47.819	15	47.584		





OKJ, Senior Max

OKJ Race 3 (R3) Starting Grid

Document 7

Subject to scrutineering & sporting investigations

279	Kajee Moosa Kajee	Parolin / Rotax / Levanto		5	
				4	
37	Boshoff Wian Boshoff	/ Vortex / Levanto		3	58 Swartz Kent Swartz
					Parolin / Vortex / Levanto
23	Mabunda Mahlori Mabunda	Kart Republic / Vortex / Levanto		2	29 Mabunda Ntiyiso Mabunda
					Kart Republic / Vortex / Levanto
68	Ensor-Smith KC Ensor-Smith	Lando Norris / Vortex / Levanto		1	15 van der Laan Taya van der Laan
					OTK / Vortex / Levanto



Start : 07/05 - 16:03 15 Laps = 23.550 km

Northern Regions Karting 2022 Rnd 3 (ZAF) 07/05/2022

Brett Spiers












OKJ, Senior Max

OKJ Best Racing Lap Results

Subject to scrutineering & sporting investigations

Rnk	No.	Driver	Nation	R1	R2	R3	Time	Gap	Laps
1	68	Ensor-Smith KC		47.256	47.228	47.317	47.228		45
2	15	van der Laan Taya		47.555	47.382	47.437	47.382	0.154	42
3	23	Mabunda Mahlori		47.576	47.476	47.468	47.468	0.240	45
4	37	Boshoff Wian		47.850	47.941	47.603	47.603	0.375	29
5	29	Mabunda Ntiyiso		47.690	47.752	47.819	47.690	0.462	40
6	279	Kajee Moosa		48.118	48.305	48.149	48.118	0.890	45
7	58	Swartz Kent		48.444	48.295	48.312	48.295	1.067	39





OKJ, Senior Max

OKJ OKJ Overall Result Results

Document 9

Subject to scrutineering & sporting investigations

Rnk	No.	Driver	Class	License	Nation	Equipment	R1	R2	R3	Points
1	68	Ensor-Smith KC	OKJ	2917		Lando Norris / Vortex / Levanto	35	35	35	105
2	15	van der Laan Taya	OKJ	14657		OTK / Vortex / Levanto	30	32	32	94
3	23	Mabunda Mahlori	OKJ	18263		Kart Republic / Vortex / Levanto	32	30	30	92
4	29	Mabunda Ntiyiso	OKJ	18266		Kart Republic / Vortex / Levanto	29	29	28	86
5	58	Swartz Kent	OKJ	34139		Parolin / Vortex / Levanto	24	28	27	79
6	37	Boshoff Wian	OKJ	99971228		/ Vortex / Levanto	24	23	29	76





OKJ, Senior Max

OKJ Senior Max Overall Result Results

Document 10

Subject to scrutineering & sporting investigations

Rnk	No.	Driver	Class	License	Nation	Equipment	R1	R2	R3	Points
1	279	Kajee Moosa	Senior Max	13645		Parolin / Rotax / Levanto	35	35	35	105

