












Kid ROK

Kid ROK Entry List (9 Drivers)

No.	Driver	Last Name	First Name	Nation Club	License	Equipment	Class Class 2	Scoring
17	Cornofsky Kayde	Cornofsky	Kayde	 VKC	27945	Lando Norris / Vortex / Levanto	id Rc	
26	Neill Oliver	Neill	Oliver	 VKC	26108	Exprit / Vortex / Levanto	id Rc	
29	Mason Maddox	Mason	Maddox	 VKC	20875	Parolin / Vortex / Levanto	id Rc	
40	van Staden Riley	van Staden	Riley	 VKC	33521	OTK / Vortex / Levanto	id Rc	
44	Dowling Brodi	Dowling	Brodi	 VKC	31338	Tony Kart / Vortex / Levanto	id Rc	
61	Frade Santiago	Frade	Santiago	 VKC	26476	Kosmic / Vortex / Levanto	id Rc	
63	Jurgens Declan	Jurgens	Declan	 VKC	30986	Praga / Vortex / Levanto	id Rc	
68	Billau Logan	Billau	Logan	 VKC	27816	OTK / Vortex / Levanto	id Rc	
690	Gibhard Franco	Gibhard	Franco	 VKC	33639	Parolin / Vortex / Levanto	id Rc	





Kid ROK

Kid ROK Qualifying (Q) Results

Document 2

Subject to scrutineering & sporting investigations

Rnk	No.	Nation	Driver	Equipment	Laps	Time	Gap	Interv.
1	63		Jurgens Declan	Praga / Vortex / Levanto	7	1:18.716		
2	29		Mason Maddox	Parolin / Vortex / Levanto	7	1:19.049	0.333	0.333
3	17		Cornofsky Kayde	Lando Norris / Vortex / Levanto	7	1:19.151	0.435	0.102
4	44		Dowling Brodi	Tony Kart / Vortex / Levanto	7	1:19.392	0.676	0.241
5	68		Billau Logan	OTK / Vortex / Levanto	6	1:19.684	0.968	0.292
6	61		Frade Santiago	Kosmic / Vortex / Levanto	7	1:20.277	1.561	0.593
7	690		Gibhard Franco	Parolin / Vortex / Levanto	6	1:20.298	1.582	0.021
8	40		van Staden Riley	OTK / Vortex / Levanto	7	1:21.204	2.488	0.906
9	26		Neill Oliver	Exprit / Vortex / Levanto	7	1:21.899	3.183	0.695

Start Time : 18/06 - 09:32:07

Best lap : No.63 Jurgens Declan

1:18.716 71.80 kph

Weather : Sunny Air : 13°C Track : Dry





Kid ROK

Kid ROK Qualifying (Q) Analysis

For information purposes. No official / regulatory value

Laps	Lap Time
No.17 Cornofsky Kayde	
1	1:20.807
2	1:20.202
3	1:19.536
4	1:19.574
5	1:19.201
6	1:20.129
7	1:19.151

Laps	Lap Time
No.26 Neill Oliver	
1	1:23.342
2	1:22.591
3	1:22.140
4	1:21.899
5	1:22.058
6	1:22.346
7	1:22.244

Laps	Lap Time
No.29 Mason Maddox	
1	1:20.851
2	1:20.633
3	1:19.754
4	1:19.602
5	1:19.312
6	1:19.376
7	1:19.049

Laps	Lap Time
No.40 van Staden Riley	
1	1:23.705
2	1:22.880
3	1:21.894
4	1:22.492
5	1:23.019
6	1:21.404
7	1:21.204

Laps	Lap Time
No.44 Dowling Brodi	
1	1:20.886
2	1:20.199
3	1:19.545
4	1:19.419
5	1:19.445
6	1:19.982
7	1:19.392

Laps	Lap Time
No.61 Frade Santiago	
1	1:21.786
2	1:21.351
3	1:20.638
4	1:20.816
5	1:20.277
6	1:20.505
7	1:20.778

Laps	Lap Time
No.63 Jurgens Declan	
1	1:19.776
2	1:19.380
3	1:18.881
4	1:19.467
5	1:18.904
6	1:18.716
7	1:18.841

Laps	Lap Time
No.68 Billau Logan	
1	1:20.949
2	1:20.349
3	1:19.795
4	1:19.934
5	1:19.684
6	1:19.796

Laps	Lap Time
No.690 Gibhard Franco	
1	1:22.002
2	1:21.298
3	1:20.683
4	1:20.611
5	1:20.490
6	1:20.298





Kid ROK

Kid ROK Race 1 (R1) Results

Document 4

Subject to scrutineering & sporting investigations

Rnk	No.	Driver	Class	Nation	Laps	Gap	Interv.	Best lap	Points
1	17	Cornofsky Kayde	Kid Rok		9			1:18.462	35
2	29	Mason Maddox	Kid Rok		9	0.133	0.133	1:18.506	32
3	44	Dowling Brodi	Kid Rok		9	0.268	0.135	1:18.221	30
4	68	Billau Logan	Kid Rok		9	0.446	0.178	1:18.216	29
5	63	Jurgens Declan	Kid Rok		9	1.524	1.078	1:18.623	28
6	690	Gibhard Franco	Kid Rok		9	9.104	7.580	1:19.395	27
7	61	Frade Santiago	Kid Rok		9	9.177	0.073	1:19.841	26
8	26	Neill Oliver	Kid Rok		9	22.770	13.593	1:21.139	25
9	40	van Staden Riley	Kid Rok		9	23.231	0.461	1:20.846	24

Non finisher

Leaders : No.17 Cornofsky Kayde (1-1) / No.29 Mason Maddox (2-2) / No.17 Cornofsky Kayde (3-9)

Start Time : 18/06 - 11:02:31

Best lap : No.68 Billau Logan 1:18.216 72.26 kph

Weather : Sunny Air : 15°C Track : Dry

Previous Event Record : No.63 Jurgens Declan 1:18.716 71.80 kph





Kid ROK

Kid ROK Race 1 (R1) Lap Chart

For information purposes. No official / regulatory value

	1	2	3	4	5	6	7	8	9
Grid	63	29	17	44	68	61	690	40	26
Start	63	29	17	44	61	68	690	26	40
Lap 1 <small>Interval</small>	17	29 0.0	63 0.2	44 0.3	61 0.8	68 0.0	690 0.5	26 0.4	40 0.5
Lap 2	29	17 0.0	63 0.3	44 0.2	68 0.4	61 1.0	690 0.4	26 1.6	40 1.2
Lap 3	17	29 0.0	63 0.4	44 0.3	68 0.2	690 1.4	61 0.0	26 4.4	40 0.3
Lap 4	17	29 0.0	63 0.4	44 0.3	68 0.1	690 2.3	61 0.1	26 6.2	40 0.5
Lap 5	17	29 0.0	63 0.7	44 0.1	68 0.1	690 2.9	61 0.2	26 7.9	40 1.1
Lap 6	17	29 0.0	44 0.9	63 0.2	68 0.1	690 4.0	61 0.1	26 9.1	40 1.1
Lap 7	17	29 0.1	44 1.4	68 0.2	63 0.3	690 4.9	61 0.0	26 10.4	40 1.4
Lap 8	17	29 0.1	44 0.4	68 0.2	63 0.7	61 6.4	690 0.2	26 11.4	40 1.5
Lap 9	17	29 0.1	44 0.1	68 0.1	63 1.0	690 7.5	61 0.0	26 13.5	40 0.4





Kid ROK

Kid ROK Race 1 (R1) Analysis

For information purposes. No official / regulatory value

Laps	Lap Time	Laps	Lap Time
No.17 Cornofsky Kayde		9	1:18.577
1	1:21.037	No.61 Frade Santiago	
2	1:20.072	1	1:22.370
3	1:19.285	2	1:20.556
4	1:19.095	3	1:19.904
5	1:18.957	4	1:19.870
6	1:18.647	5	1:19.841
7	1:18.462	6	1:20.038
8	1:19.273	7	1:19.879
9	1:18.815	8	1:20.060
No.26 Neill Oliver		9	1:20.055
1	1:23.024	No.63 Jurgens Declan	
2	1:21.592	1	1:21.484
3	1:22.321	2	1:20.081
4	1:21.627	3	1:19.500
5	1:21.592	4	1:19.016
6	1:21.247	5	1:19.291
7	1:21.139	6	1:19.148
8	1:21.308	7	1:19.324
9	1:21.942	8	1:18.623
No.29 Mason Maddox		9	1:18.802
1	1:21.168	No.68 Billau Logan	
2	1:19.958	1	1:22.417
3	1:19.403	2	1:19.462
4	1:19.102	3	1:19.377
5	1:18.948	4	1:18.967
6	1:18.650	5	1:19.084
7	1:18.506	6	1:18.971
8	1:19.256	7	1:18.812
9	1:18.848	8	1:18.216
No.40 van Staden Riley		9	1:18.517
1	1:23.389	No.690 Gibhard Franco	
2	1:22.235	1	1:22.812
3	1:21.468	2	1:20.376
4	1:21.777	3	1:19.395
5	1:22.200	4	1:19.842
6	1:21.256	5	1:19.666
7	1:21.438	6	1:20.137
8	1:21.431	7	1:20.011
9	1:20.846	8	1:20.413
No.44 Dowling Brodi		9	1:19.685
1	1:21.701		
2	1:19.973		
3	1:19.567		
4	1:19.044		
5	1:19.102		
6	1:18.710		
7	1:18.953		
8	1:18.221		





Kid ROK

Kid ROK Race 1 (R1) Starting Grid

Document 3

Subject to scrutineering & sporting investigations

26	Neill Oliver Neill	Exprit / Vortex / Levanto		5			
690	Gibhard Franco Gibhard	Parolin / Vortex / Levanto		4	40	van Staden Riley van Staden	OTK / Vortex / Levanto
68	Billau Logan Billau	OTK / Vortex / Levanto		3	61	Frade Santiago Frade	Kosmic / Vortex / Levanto
17	Cornofsky Kayde Cornofsky	Lando Norris / Vortex / Levanto		2	44	Dowling Brodi Dowling	Tony Kart / Vortex / Levanto
63	Jurgens Declan Jurgens	Praga / Vortex / Levanto		1	29	Mason Maddox Mason	Parolin / Vortex / Levanto

POLE POSITION



Start : 18/06 - 11:03 9 Laps = 14.130 km

Northern Regions Karting 2022 Rnd 4 (ZAF) 18/06/2022

Page 1 / 1

Apex Timing GoRacing





Kid ROK

Kid ROK Race 2 (R2) Results

Document 6

Subject to scrutineering & sporting investigations

Rnk	No.	Driver	Class	Nation	Laps	Gap	Interv.	Best lap	Penalty	Points
1	44	Dowling Brodi	Kid Rok		9			1:18.528		35
2	17	Cornofsky Kayde	Kid Rok		9	0.098	0.098	1:18.310		32
3	68	Billau Logan	Kid Rok		9	1.782	1.684	1:18.633		30
4	63	Jurgens Declan	Kid Rok		9	4.318	2.536	1:18.688		29
5	29	Mason Maddox	Kid Rok		9	5.163	0.845	1:18.370	+5.000	28
6	61	Frade Santiago	Kid Rok		9	9.078	3.915	1:19.239		27
7	690	Gibhard Franco	Kid Rok		9	9.372	0.294	1:19.086		26
8	26	Neill Oliver	Kid Rok		9	19.648	10.276	1:20.576		25
9	40	van Staden Riley	Kid Rok		8	1 Lap	1 Lap	1:20.702		24

No.29 Mason Maddox : Nose cone infringement

Non finisher

Leaders : No.44 Dowling Brodi (1-4) / No.17 Cornofsky Kayde (5-7) / No.44 Dowling Brodi (8-9)

Start Time : 18/06 - 13:10:59

Weather : Sunny Air : 19°C Track : Dry

Best lap : No.17 Cornofsky Kayde 1:18.310 72.17 kph

Event Record : No.68 Billau Logan 1:18.216 72.26 kph





Kid ROK

Kid ROK Race 2 (R2) Lap Chart

For information purposes. No official / regulatory value

	1	2	3	4	5	6	7	8	9
Grid	68	44	17	29	63	690	61	40	26
Start	44	29	61	68	63	690	40	17	26
Lap 1 <small>Interval</small>	44	29 1.0	17 0.4	68 0.0	61 0.4	690 0.0	26 1.2	63 0.1	40 0.3
Lap 2	44	17 1.0	29 0.0	68 0.3	61 1.3	690 0.1	63 1.1	26 1.7	40 1.0
Lap 3	44	17 0.3	29 0.1	68 1.1	61 2.1	690 0.0	63 0.0	26 3.5	40 1.8
Lap 4	44	17 0.1	29 0.0	68 1.7	63 2.3	61 0.4	690 0.2	26 4.5	40 2.5
Lap 5	17	29 0.1	44 0.2	68 1.9	63 2.2	61 0.9	690 0.0	26 6.3	40 2.9
Lap 6	17	29 0.0	44 0.2	68 2.1	63 2.4	61 1.4	690 0.0	26 7.4	40 4.3
Lap 7	17	29 0.0	44 0.1	68 1.9	63 2.2	690 2.4	61 0.2	26 8.1	40 5.3
Lap 8	44	29 0.5	17 0.0	68 1.3	63 2.2	690 3.2	61 0.1	26 9.6	40 4.8
Lap 9	44	17 0.0	29 0.0	68 1.6	63 2.5	61 4.7	690 0.2	26 10.2	





Kid ROK

Kid ROK Race 2 (R2) Analysis

For information purposes. No official / regulatory value

Laps	Lap Time
No.17 Cornofsky Kayde	
1	1:21.302
2	1:18.760
3	1:18.310
4	1:18.666
5	1:18.372
6	1:18.519
7	1:19.368
8	1:19.655
9	1:18.338

No.26 Neill Oliver	
1	1:23.110
2	1:21.770
3	1:20.712
4	1:20.842
5	1:20.841
6	1:20.576
7	1:20.673
8	1:21.108
9	1:21.188

No.29 Mason Maddox	
1	1:21.062
2	1:19.310
3	1:18.370
4	1:18.598
5	1:18.402
6	1:18.482
7	1:19.369
8	1:19.486
9	1:18.495

No.40 van Staden Riley	
1	1:23.682
2	1:22.336
3	1:21.454
4	1:21.619
5	1:21.213
6	1:21.936
7	1:21.657
8	1:20.702

No.44 Dowling Brodi	
1	1:20.176
2	1:19.236
3	1:19.027
4	1:18.856
5	1:18.858
6	1:18.528
7	1:19.261
8	1:18.797
9	1:18.856

Laps	Lap Time
No.61 Frade Santiago	
1	1:22.037
2	1:20.034
3	1:20.032
4	1:19.737
5	1:19.239
6	1:19.523
7	1:20.009
8	1:19.592
9	1:20.277

No.63 Jurgens Declan	
1	1:23.333
2	1:19.882
3	1:18.882
4	1:19.212
5	1:18.688
6	1:18.992
7	1:18.808
8	1:18.907
9	1:18.889

No.68 Billau Logan	
1	1:21.553
2	1:19.132
3	1:19.229
4	1:19.142
5	1:18.810
6	1:18.759
7	1:19.021
8	1:18.889
9	1:18.633

No.690 Gibhard Franco	
1	1:21.944
2	1:20.103
3	1:19.966
4	1:19.929
5	1:19.086
6	1:19.489
7	1:19.712
8	1:19.726
9	1:20.689





Kid ROK

Kid ROK Race 2 (R2) Starting Grid

Document 7

Subject to scrutineering & sporting investigations

26	Neill Oliver Neill	Exprit / Vortex / Levanto		5			
61	Frade Santiago Frade	Kosmic / Vortex / Levanto		4	40	van Staden Riley van Staden	OTK / Vortex / Levanto
63	Jurgens Declan Jurgens	Praga / Vortex / Levanto		3	690	Gibhard Franco Gibhard	Parolin / Vortex / Levanto
17	Cornofsky Kayde Cornofsky	Lando Norris / Vortex / Levanto		2	29	Mason Maddox Mason	Parolin / Vortex / Levanto
68	Billau Logan Billau	OTK / Vortex / Levanto		1	44	Dowling Brodi Dowling	Tony Kart / Vortex / Levanto

POLE POSITION



Start : 18/06 - 13:08 9 Laps = 14.130 km

Northern Regions Karting 2022 Rnd 4 (ZAF) 18/06/2022

Page 1 / 1

Apex Timing GoRacing





Kid ROK

Kid ROK Race 3 (R3) Results

Document 10

Subject to scrutineering & sporting investigations

Rnk	No.	Driver	Class	Nation	Laps	Gap	Interv.	Best lap	Penalty	Points
1	29	Mason Maddox	Kid Rok		9			1:18.200		35
2	63	Jurgens Declan	Kid Rok		9	3.602	3.602	1:18.636		32
3	17	Cornofsky Kayde	Kid Rok		9	8.458	4.856	1:18.266		30
4	68	Billau Logan	Kid Rok		9	13.035	4.577	1:19.489		29
5	61	Frade Santiago	Kid Rok		9	13.507	0.472	1:19.636		28
6	44	Dowling Brodi	Kid Rok		9	13.516	0.009	1:19.787		27
7	690	Gibhard Franco	Kid Rok		9	13.814	0.298	1:19.235		26
8	40	van Staden Riley	Kid Rok		7	2 Laps	2 Laps	1:20.731		25

Non finisher

Not Classified

	26	Neill Oliver	Kid Rok		1	Retired		1:22.829	+20 Pts	20
--	----	--------------	---------	--	---	---------	--	----------	---------	----

Leaders : No.17 Cornofsky Kayde (1-7) / No.29 Mason Maddox (8-9)

Best lap : No.29 Mason Maddox 1:18.200 72.28 kph

Previous Event Record : No.68 Billau Logan 1:18.216 72.26 kph

Start Time : 18/06 - 14:41:39

Weather : Sunny Air : 19°C Track : Dry





Kid ROK

Kid ROK Race 3 (R3) Lap Chart

For information purposes. No official / regulatory value

	1	2	3	4	5	6	7	8	9
Grid	17	29	44	68	63	690	61	26	40
Start	17	44	29	63	68	61	690	26	40
Lap 1 <small>Interval</small>	17	29 0.1	63 0.7	61 0.6	44 0.1	68 0.0	690 0.2	26 1.0	40 3.36
Lap 2	17	29 0.3	63 0.8	44 1.5	61 0.3	68 0.2	690 0.1	40 3.39	
Lap 3	17	29 0.0	63 2.2	44 1.4	690 0.1	61 0.0	68 0.1	40 3.41	
Lap 4	17	29 0.1	63 3.0	61 2.5	68 0.2	44 0.0	690 0.1	40 3.42	
Lap 5	17	29 0.1	63 3.3	61 3.9	690 0.1	44 0.1	68 0.0	40 3.42	
Lap 6	17	29 0.1	63 3.8	61 5.4	690 0.0	68 0.2	44 0.0	40 3.43	
Lap 7	17	29 0.0	63 4.3	690 6.3	61 0.2	68 0.0	44 0.3	40 3.44	
Lap 8	29	63 3.8	17 4.6	61 3.2	690 0.3	44 0.4	68 0.0		
Lap 9	29	63 3.6	17 4.8	68 4.5	61 0.4	44 0.0	690 0.2		





Kid ROK

Kid ROK Race 3 (R3) Analysis

For information purposes. No official / regulatory value

Laps	Lap Time
No.17 Cornofsky Kayde	
1	1:20.267
2	1:19.015
3	1:18.806
4	1:18.521
5	1:18.533
6	1:18.266
7	1:18.325
8	1:28.521
9	1:18.936
No.26 Neill Oliver	
1	1:22.829
No.29 Mason Maddox	
1	1:20.361
2	1:19.187
3	1:18.565
4	1:18.563
5	1:18.593
6	1:18.200
7	1:18.283
8	1:19.991
9	1:18.931
No.40 van Staden Riley	
1	4:59.698
2	1:22.391
3	1:21.327
4	1:20.925
5	1:20.731
6	1:21.177
7	1:20.792
No.44 Dowling Brodi	
1	1:21.937
2	1:20.073
3	1:19.787
4	1:20.712
5	1:20.333
6	1:20.118
7	1:20.207
8	1:21.047
9	1:19.989
No.61 Frade Santiago	
1	1:21.431
2	1:20.609
3	1:19.636
4	1:20.316
5	1:20.290
6	1:20.109
7	1:20.083

Laps	Lap Time
8	1:20.666
9	1:20.747
No.63 Jurgens Declan	
1	1:21.004
2	1:19.323
3	1:19.938
4	1:19.337
5	1:18.935
6	1:18.636
7	1:18.852
8	1:19.467
9	1:18.681
No.68 Billau Logan	
1	1:21.780
2	1:20.675
3	1:19.518
4	1:20.354
5	1:20.396
6	1:20.050
7	1:19.887
8	1:21.394
9	1:19.489
No.690 Gibhard Franco	
1	1:21.850
2	1:20.537
3	1:19.235
4	1:20.666
5	1:20.068
6	1:20.025
7	1:19.744
8	1:21.321
9	1:20.697





Kid ROK

Kid ROK Race 3 (R3) Starting Grid

Document 9

Subject to scrutineering & sporting investigations

40	van Staden Riley van Staden	OTK / Vortex / Levanto		5		
61	Frade Santiago Frade	Kosmic / Vortex / Levanto		4	26	Neill Oliver Neill
63	Jurgens Declan Jurgens	Praga / Vortex / Levanto		3	690	Gibhard Franco Gibhard
44	Dowling Brodi Dowling	Tony Kart / Vortex / Levanto		2	68	Billau Logan Billau
17	Cornofsky Kayde Cornofsky	Lando Norris / Vortex / Levanto		1	29	Mason Maddox Mason

POLE POSITION



Start : 18/06 - 14:54 9 Laps = 14.130 km

Northern Regions Karting 2022 Rnd 4 (ZAF) 18/06/2022





Kid ROK
Best Racing Lap
Results

Document 11

Subject to scrutineering & sporting investigations

Rnk	No.	Driver	Class	License	Nation	Equipment	R1	R2	R3
1	29	Mason Maddox	Kid Rok	20875		Parolin / Vortex / Levanto	1:18.506	1:18.370	1:18.200
2	68	Billau Logan	Kid Rok	27816		OTK / Vortex / Levanto	1:18.216	1:18.633	1:19.489
3	44	Dowling Brodi	Kid Rok	31338		Tony Kart / Vortex / Levanto	1:18.221	1:18.528	1:19.787
4	17	Cornofsky Kayde	Kid Rok	27945		Lando Norris / Vortex / Levanto	1:18.462	1:18.310	1:18.266
5	63	Jurgens Declan	Kid Rok	30986		Praga / Vortex / Levanto	1:18.623	1:18.688	1:18.636
6	690	Gibhard Franco	Kid Rok	33639		Parolin / Vortex / Levanto	1:19.395	1:19.086	1:19.235
7	61	Frade Santiago	Kid Rok	26476		Kosmic / Vortex / Levanto	1:19.841	1:19.239	1:19.636
8	26	Neill Oliver	Kid Rok	26108		Exprit / Vortex / Levanto	1:21.139	1:20.576	1:22.829
9	40	van Staden Riley	Kid Rok	33521		OTK / Vortex / Levanto	1:20.846	1:20.702	1:20.731





Kid ROK

Kid Rok Overall Result Results

Document 12

Subject to scrutineering & sporting investigations

Rnk	No.	Driver	Class	License	Nation	Equipment	R1	R2	R3	Points
1	17	Cornofsky Kayde	Kid Rok	27945		Lando Norris / Vortex / Levanto	35	32	30	97
2	29	Mason Maddox	Kid Rok	20875		Parolin / Vortex / Levanto	32	28	35	95
3	44	Dowling Brodi	Kid Rok	31338		Tony Kart / Vortex / Levanto	30	35	27	92
4	63	Jurgens Declan	Kid Rok	30986		Praga / Vortex / Levanto	28	29	32	89
5	68	Billau Logan	Kid Rok	27816		OTK / Vortex / Levanto	29	30	29	88
6	61	Frade Santiago	Kid Rok	26476		Kosmic / Vortex / Levanto	26	27	28	81
7	690	Gibhard Franco	Kid Rok	33639		Parolin / Vortex / Levanto	27	26	26	79
8	40	van Staden Riley	Kid Rok	33521		OTK / Vortex / Levanto	24	24	25	73
9	26	Neill Oliver	Kid Rok	26108		Exprit / Vortex / Levanto	25	25	20	70

